Washington DC- BBS Cabinet

Bypass Switch installs in DC 336 “stretch” cabinet

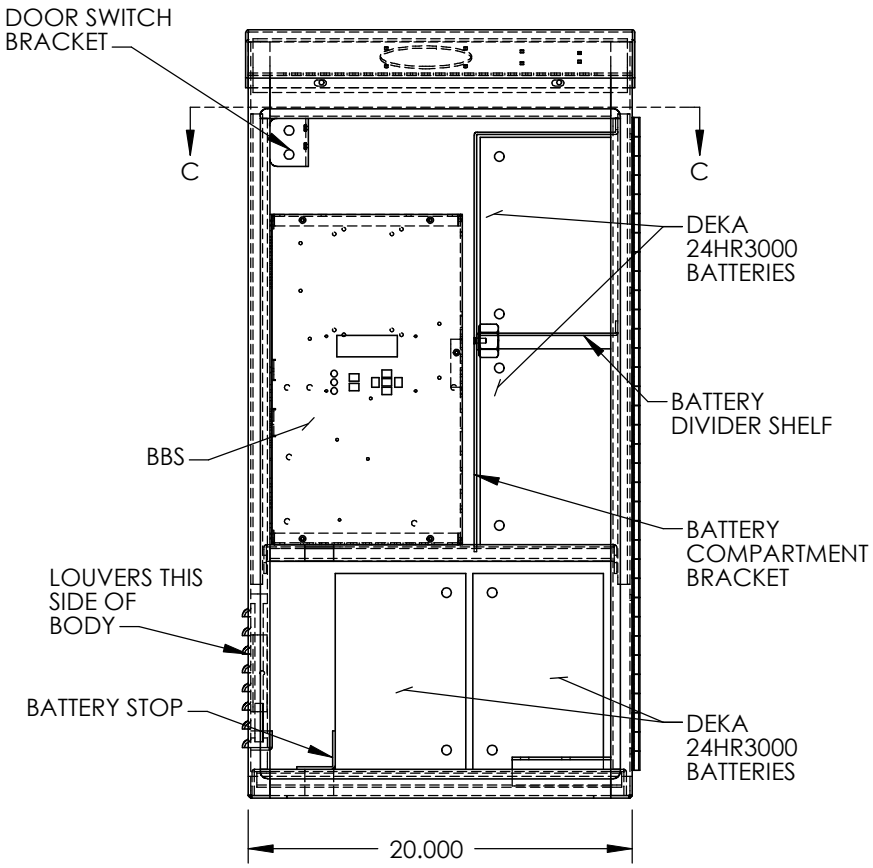

FRONT VIEW

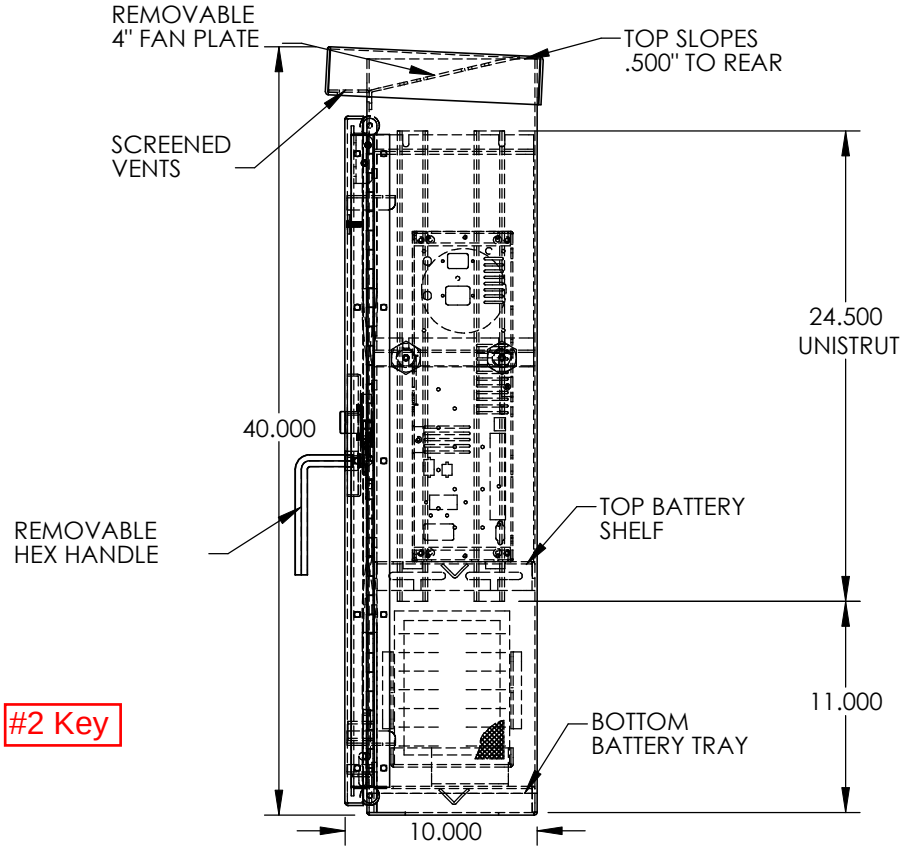

RIGHT SIDE VIEW

#2 Key

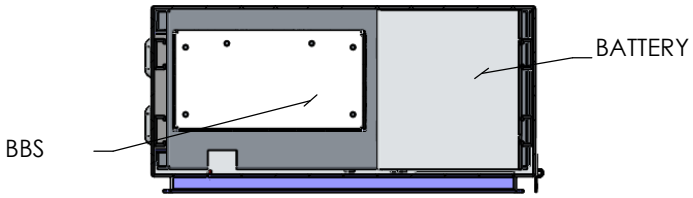

SECTION C-C

1. CABINET IS CONSTRUCTED FROM .125" THICK 5052 H-32 ALUMINUM TO NEMA 3 R STANDARDS AND DESIGNED FOR PIGGY BACK MOUNTING.
2. CABINET HAS TWO SHELVES FOR BATTERY AND EQUIPMENT,SHELVES ARE REINFORCED WITH A STIFFENER UNDERNEATH .TOP SHELF IS MOUNTED ON UNISTRUT RAILS, BOTTOM SHELF SITS IN BOTTOM AND IS FLUSH WITH DOOR OPENING FOR BATTERY REMOVAL.
3. DOOR HAS THREE POINT LATCHING , A TWO POSITION DOOR STOP (90 AND 135 DEGREES), A REMOVABLE HEX HANDLE WITH KENSTAN LOCK , A DOCUMENT POUCH BRACKET WITH DOCUMENT POUCH AND NEOPRENE GASKET ALL AROUND.
4. CABINET HAS A 4" SINGLE FAN PLATE AND A FLUORESCENT LAMP RECEPTACLE MOUNTED TO IT.
5. CABINET HAS LOUVERS ON THE LEFT SIDE WITH A 6" X 8" FIBERGLASS FILTER. ALL LOUVERS AND VENTS ARE SCREENED.
6. CABINET IS POWDER COATED TO MATCH THE COLOR OF DC 336 SUPER STRETCH CABINETS AND COATED WITH CLEAR ANTI-GRAFFITI FILM.
7. ALL HARDWARE IS STAINLESS STEEL.

Southern Manufacturing
501 Herndon Ave
Orlando, Fl. 32803
ph: 407-894-8851
fx: 407-894-5373

	NAME	DATE
DRAWN By:	LAB	1/6/2010
CHECKED:		
MFG APPR:		
Cust APPR:		

MATERIAL: 5052H-32 ALUMINUM .125"

FINISH:

DC BBS CABINET

P/N: DC-BBS-CABINET-SUBMITTAL

SUBMITTAL DRAWING

Rev: 0

Scale: 1:10 | Sheet 1 of 1 | SIZE A

PROPRIETARY AND CONFIDENTIAL

The information contained in this drawing is the sole property of Southern Manufacturing. Any reproduction in part or as a whole without the written permission of Southern Manufacturing is prohibited.

5 4 3 2 1